

sagemax.com

sagemax[®]



Sagemax experience

NexxZr T Multi
stained and micro-layered
by Sergiy Starshiy

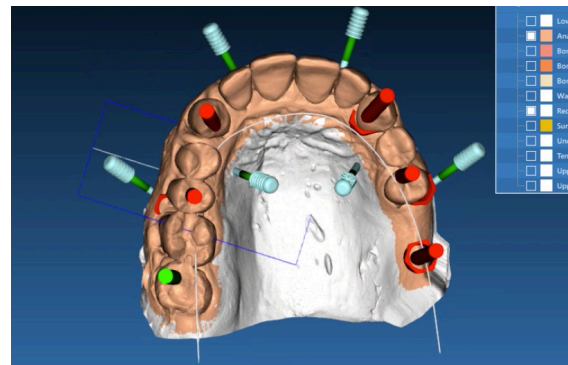
NexxZr T Multi stained and micro-layered
by Sergiy Starshiy

Sagemax experience

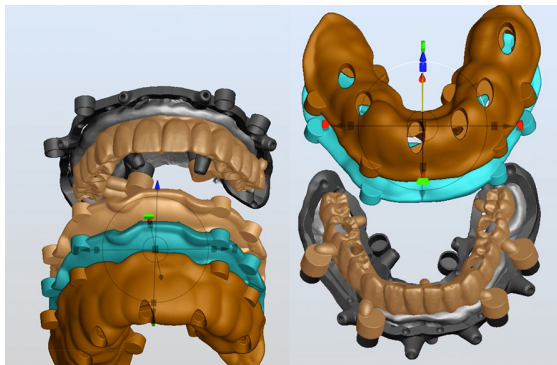
Initial situation, planning and design



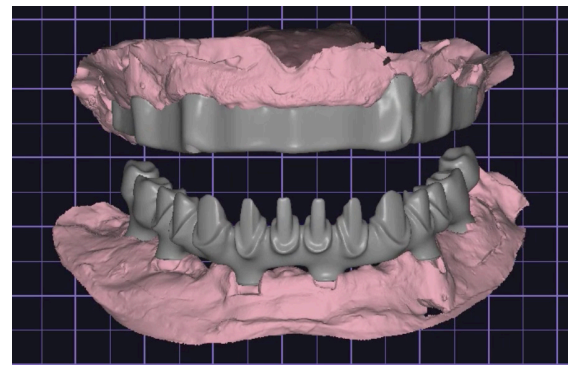
Patient (65 years) with partially missing teeth and a defective bridge. The patient's wish is a beautiful smile and a hygienic denture.



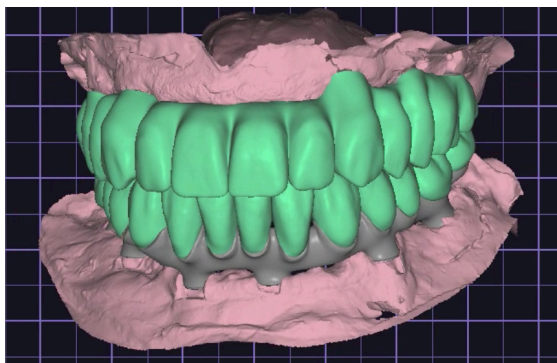
Planning the implant position before tooth extraction with Real Guide (Co. RealGUIDE).



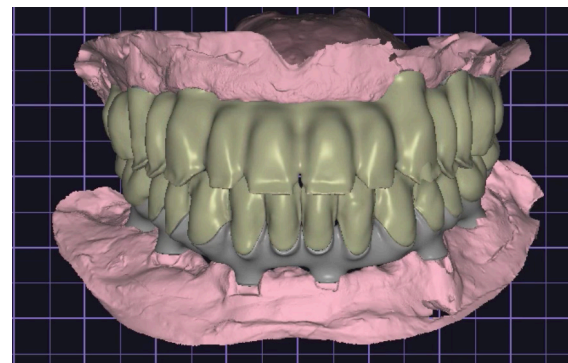
Construction of the surgical guides for the maxilla and mandible with PlastyCAD (Co. 3DIEMME).



Design of the titanium bar and titanium bridge construction with exocad (Co.exocad).



Monolithic design of the zirconium oxide restorations in exocad (Co. exocad).



Reduced design of the zirconium oxide restorations in exocad (Co. exocad).

Fabrication of the restorations



First firing: Creation ZI-CT & Magic Colour (Co. Creation Willi Geller) BD-A + BD-B, TO + HL-11, SO-10, MI-61



Correction firing: Creation ZI-CT & Magic Colour (Co. Creation Willi Geller) E-57, TI3, PS-0, HL-13, CS1, GS-2



A perfect combination of different materials.



Final result



Before.



After.





The final result looks very natural and leaves the patient with a new, charming smile.



Dental designer

Sergiy Starshiy
Dental Technician, Russia

 starschiy.sergiy
 starschiy.sergiy

Contact us
info@sagemax.com

sagemax.com

Follow us
@sagemax.official

