

sagemax.com

sagemax[®]



Sagemax experience

NexxZr T Multi
micro-layered
by Panos Mavromatis

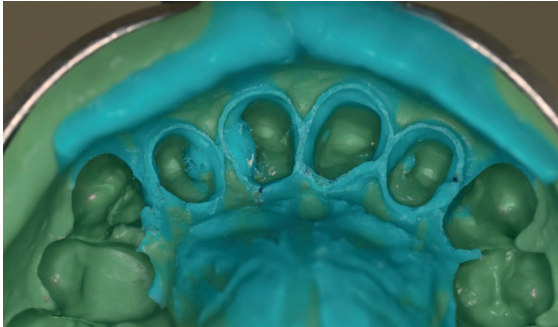
NexxZr T Multi micro-layered
by Panos Mavromatis

Sagemax experience

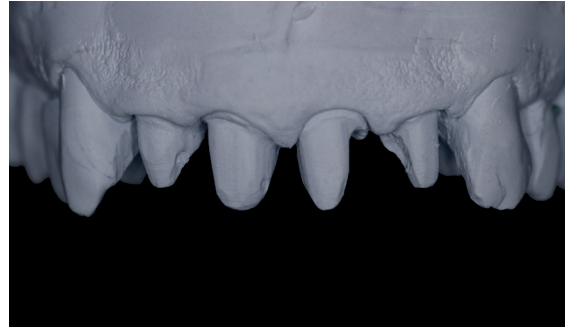
Initial situation, preparation & design



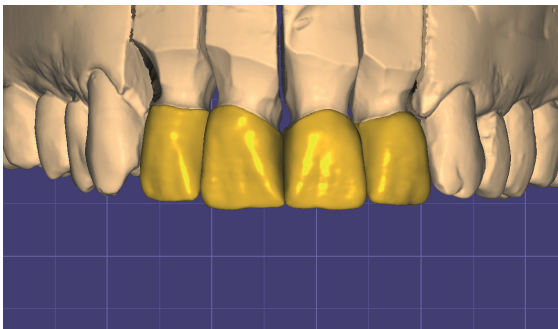
Initial situation of the patient.



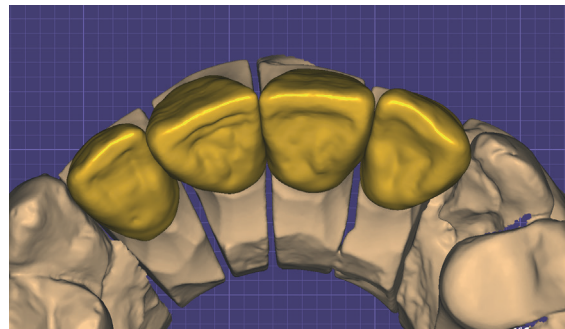
Impression after preparation.



Plaster model of the preparation.

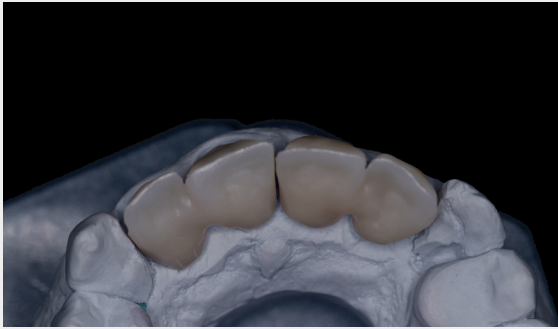


Crown design, 11-12 and 21-22 splinted.



Palatal design of the crowns.

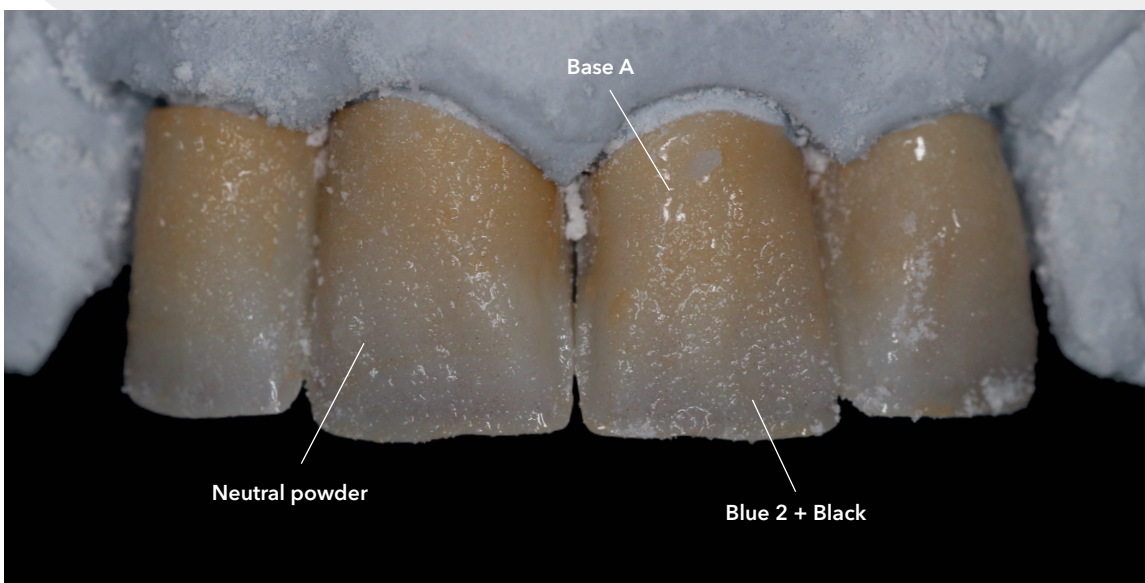
Crown fabrication & micro-layering



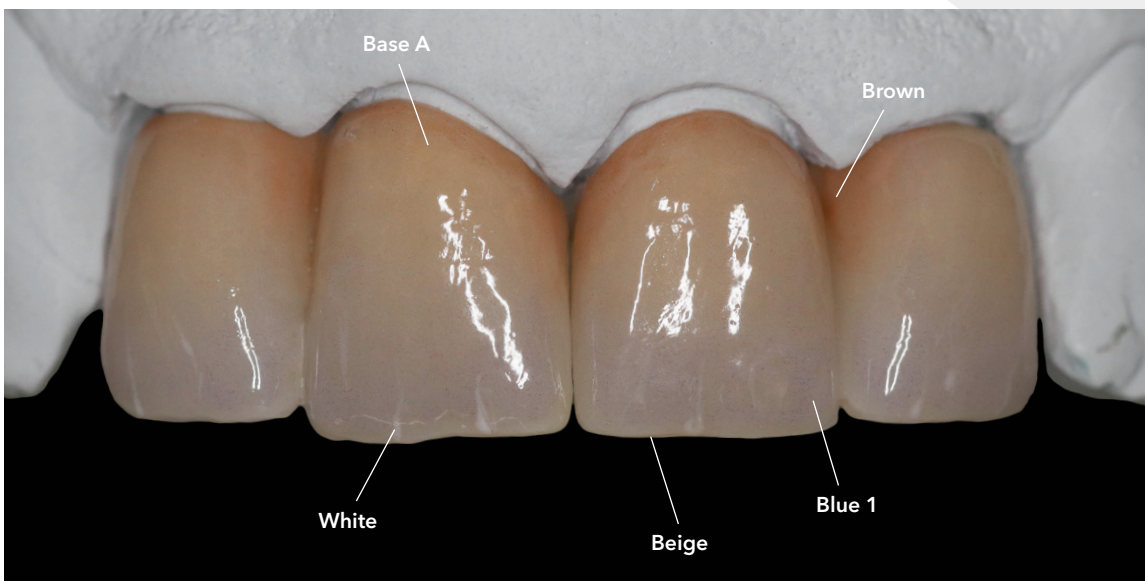
Splinted crowns out of NexxZr T Multi A2.



Labial cut-back design.



Internal staining with ICE Zirkon 3D Stains (Co. Zirkonzahn). Sprinkle technique with Vita VM9 (Co. Vita Zahnfabrik).



Micro-layered with Vita VM9 Enamel (Co. Vita Zahnfabrik). Staining and glazing with ICE Zirkon 3D Stains (Co. Zirkonzahn).


Final result




Dental designer

Panos Mavromatis
Dental Technician, Greece

www.studiodent.gr

 StudioDent - Panos Mavromatis

 panos_mavromatis

Contact us
info@sagemax.com

sagemax.com

Follow us
[@sagemax.official](https://www.instagram.com/sagemax.official)

