

sagemax.com

sagemax[®]



Sagemax experience

NexxZr T Multi
micro-layered
by Michał Nytko

NexxZr T Multi micro-layered
by Michał Nytko

Sagemax experience

Initial situation

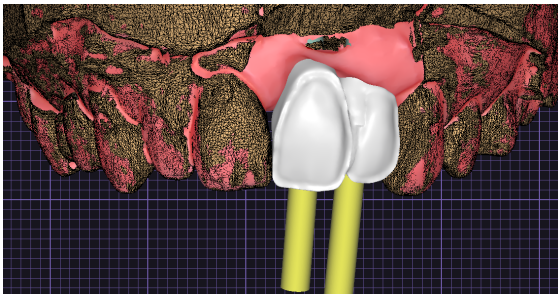


Implant on tooth 21 and 22.




Determination of the tooth shade on tooth 11.

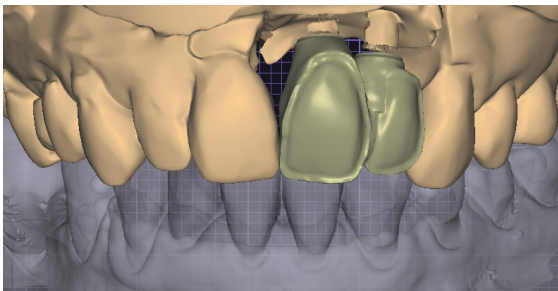
Framework design & try-in



Framework design of the splinted crowns with labial cut-back.



Screw channel design with integrated redirection.

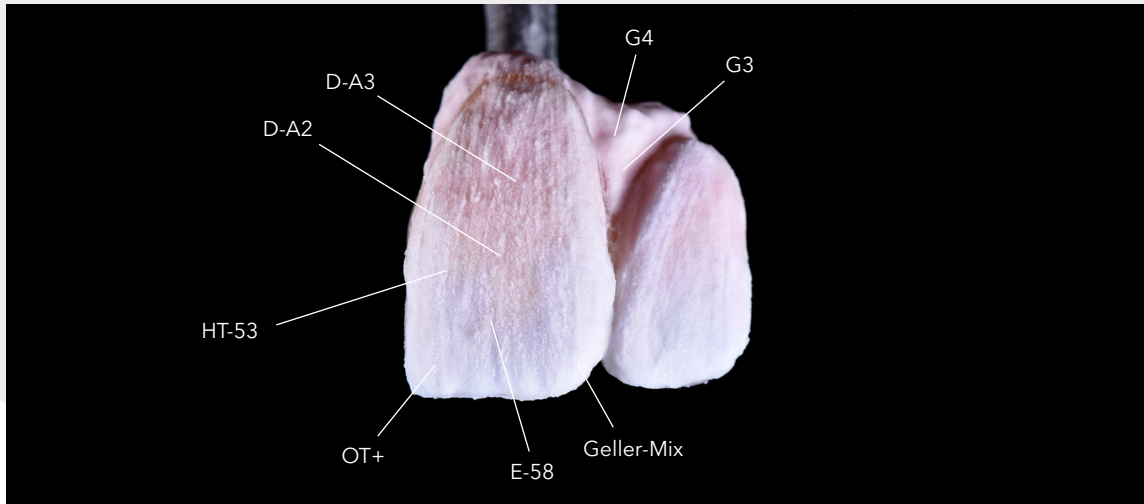


Fabrication of the framework from NexxZr T Multi A3.



Framework try-in in the patient's mouth.

Fabrication of the restoration



Micro-layered with Creation ZI-CT ceramic (Co. Creation Willi Geller).



Glazed with NexxZr Glaze Spray and polished with NexxZr Shine.

Finished NexxZr T Multi restoration



Harmonious shape and surface of the restoration.



Finished restoration on the model.

Final result



Before.



After.





The restoration integrates harmoniously into the oral cavity, giving the patient a new radiant smile.



Dental designer

Michał Nytko
Dental Technician, Poland

 dentnytko
 michael_nytko

Contact us
info@sagemax.com

sagemax.com

Follow us
@sagemax.official

